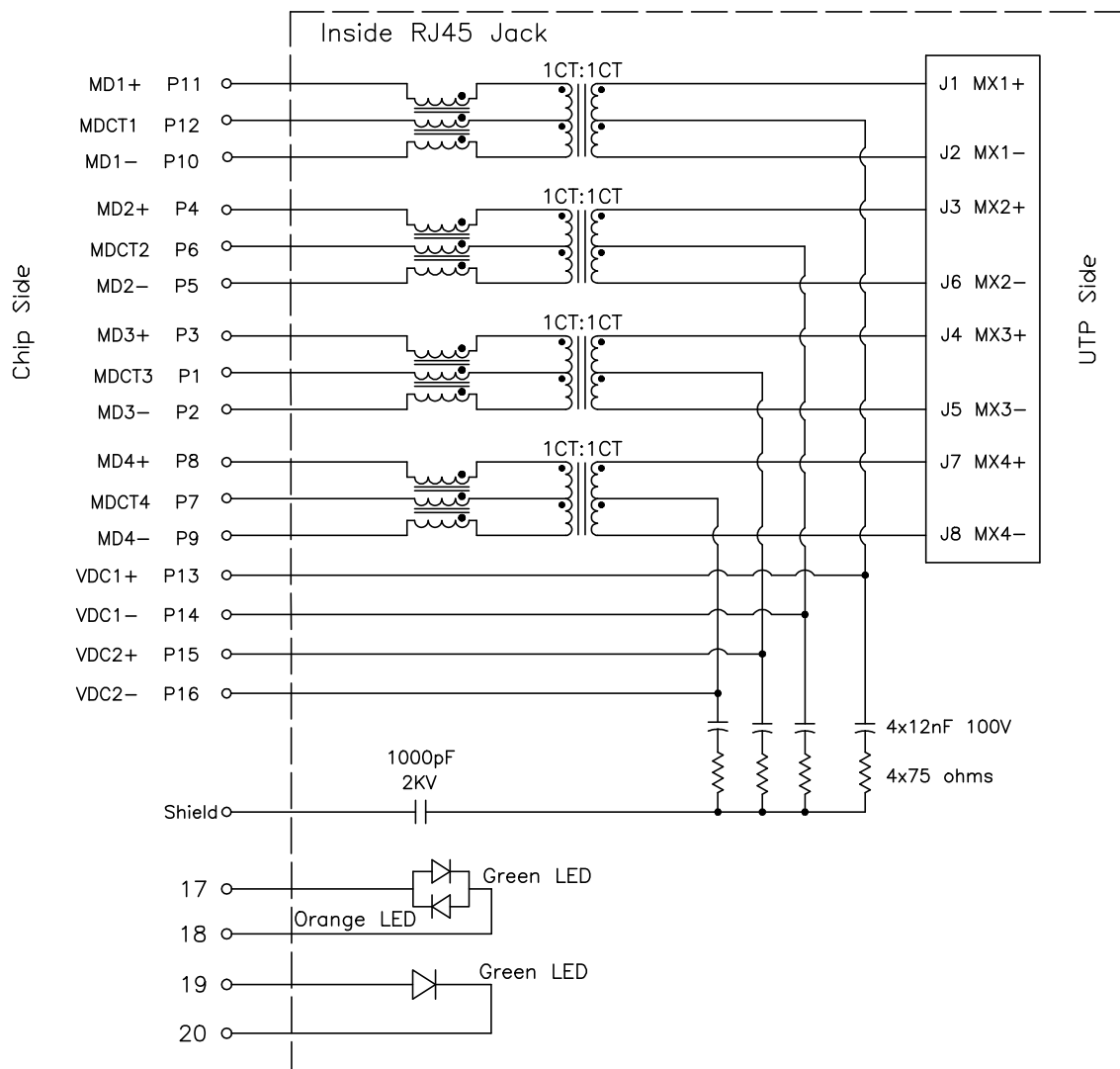


HR931474CE

Electrical Specification @25°C

Isolation: 2250VDC 0.5mA 60S (J1~8 to P1~12)
 OCL: 350uH Minimum @100KHz 100mV with 18mADC
 Insertion Loss: -1.0dB Maximum @1MHz ~ 100MHz
 Return Loss: -16dB Minimum @1MHz ~ 30MHz / -13.5dB Minimum @30MHz ~ 60MHz
 -12dB Minimum @60MHz ~ 80MHz / -10dB Minimum @80MHz ~ 100MHz
 Common Mode Rejection: -30dB Minimum @1MHz ~ 100MHz
 Crosstalk: -35dB Minimum @1MHz ~ 30MHz / -30dB Minimum @30MHz ~ 60MHz
 -25dB Minimum @60MHz ~ 100MHz
 Designed To Support 57VDC, 600mA per centre tap
 (30W when using 2 centre taps; 60W when using 4 centre taps)

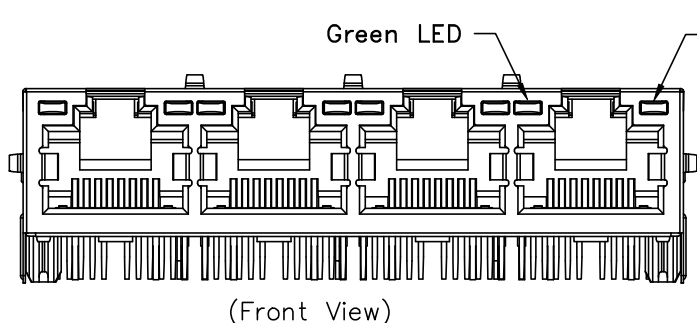
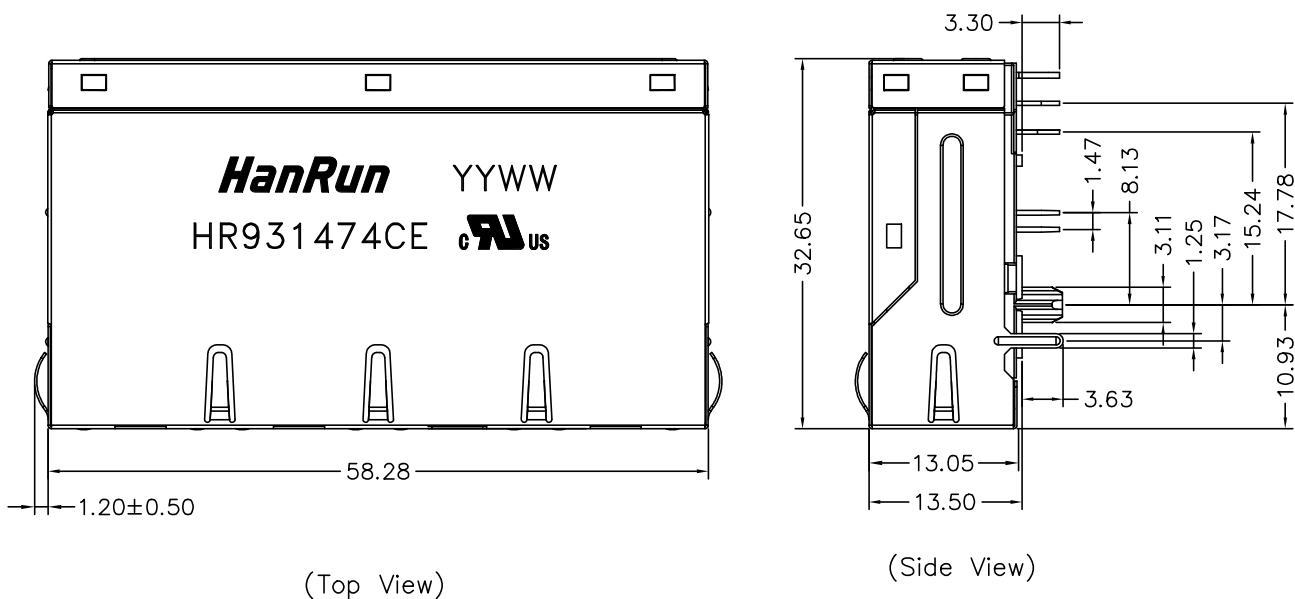
Schematics



HR931474CE

- RoHS Compliant (PB Free)
- Meets or Exceeds IEEE802.3at standards
- High performance for EMI suppression, Crosstalk, Return Loss and Consistent Electrical
- Minimum 2250VDC isolation per IEEE802.3 requirement
- Minimize PCB space and Simplify PCB Layout
- Less magnetic components to place on PCB, Higher reliability and yields
- UL Recognized Component: File # E330599

Mechanical Dimensions:



Green LED
Orange LED

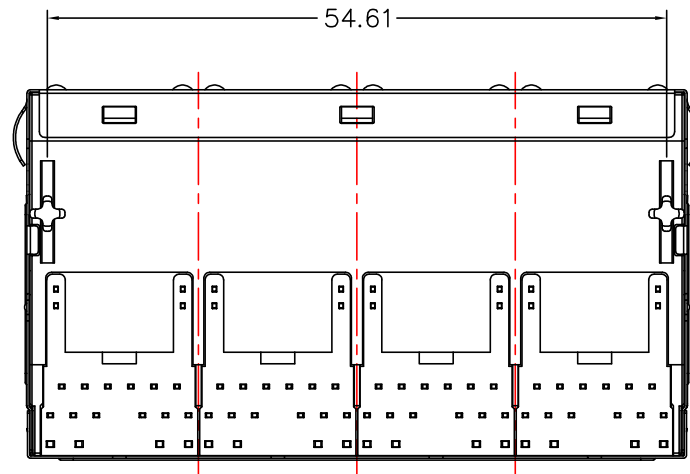
Standard LED	Wavelength	Forward V (Min/Max)	Forward A
Green	568nm	1.8V/2.8V	20mA
Green/Orange	568nm/600nm	1.8V/2.8V	20mA

Dimensions in mm

Unless otherwise specified, Tolerance: .xx ±0.25

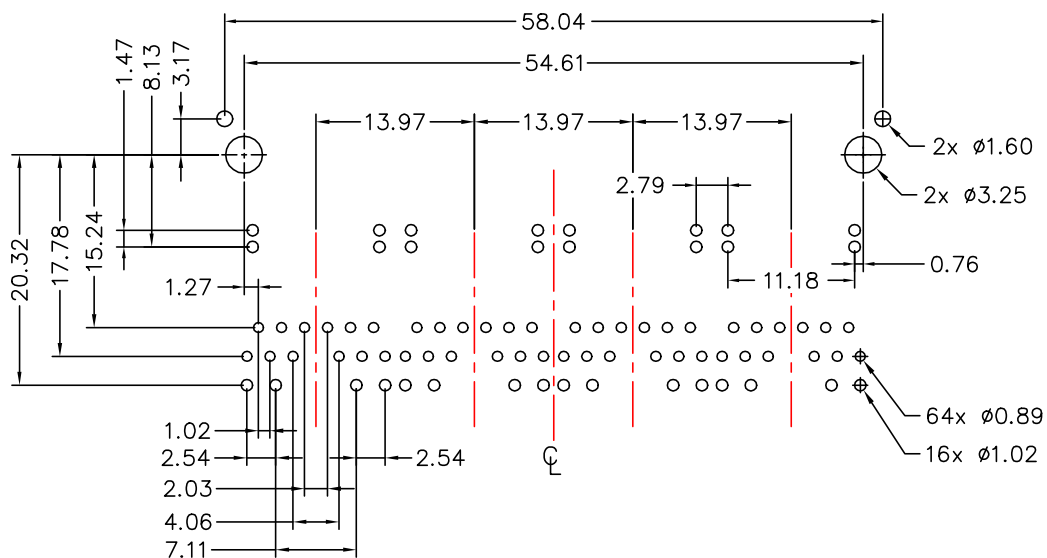
REV.: 00

HR931474CE



(Bottom View)

PCB Layout:



Recommended PCB layout (Component Side View)

All dimension tolerance are ± 0.08 unless otherwise specified


Dimensions in mm

Unless otherwise specified, Tolerance: $.xx \pm 0.25$

REV.: 00

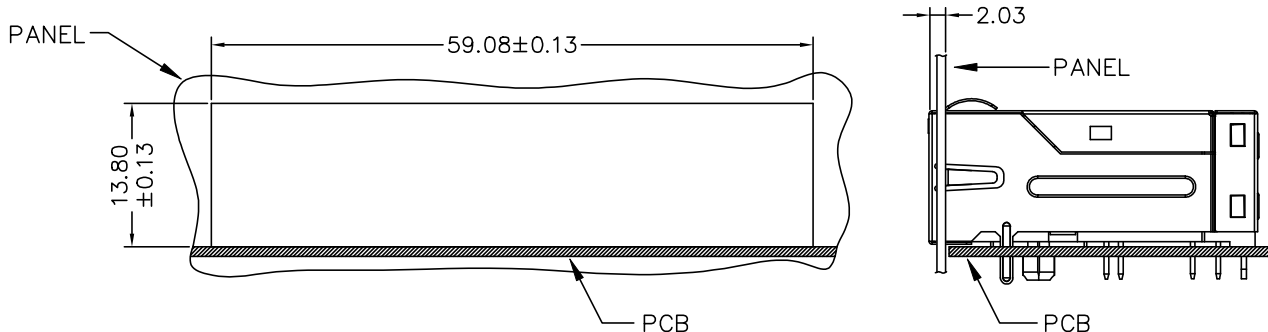
HR931474CE

Pin Assignments:



(Component Side View)

Suggested Panel Cutout:



Operating and Storage Temperature:

Operating Temperature Range: -40°C ~ +85°C
Storage Temperature Range: -40°C ~ +85°C

Dimensions in mm

Unless otherwise specified, Tolerance: .xx ±0.25

REV.: 00