

HR981190C

Electrical Specification @25°C

RoHS Compliant (PB Free)

Isolation: 1500Vrms (UTP Side to Chip Side)

OCL: 350uH Minimum @100KHz 100mV with 8mADC

Insertion Loss: -1.0dB Maximum @300KHz ~ 100MHz

Return Loss: -20dB Minimum @1MHz ~ 10MHz / -16dB Minimum @10MHz ~ 30MHz

-12dB Minimum @30MHz ~ 60MHz / -10dB Minimum @60MHz ~ 80MHz

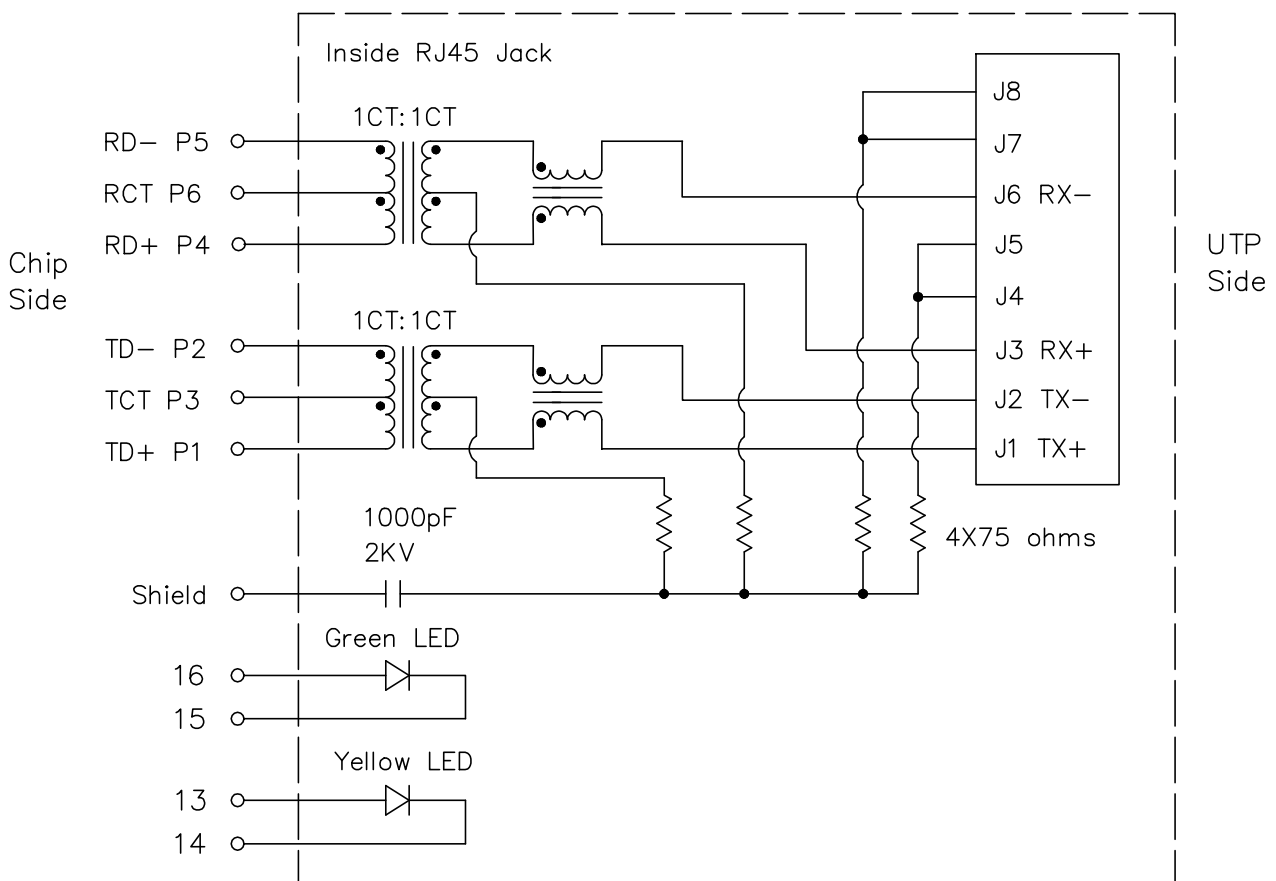
Common Mode Rejection: -30dB Minimum @1MHz ~ 50MHz

-20dB Minimum @50MHz ~ 150MHz

Crosstalk: -40dB Minimum @1MHz ~ 30MHz / -35dB Minimum @30MHz ~ 60MHz

-30dB Minimum @60MHz ~ 100MHz

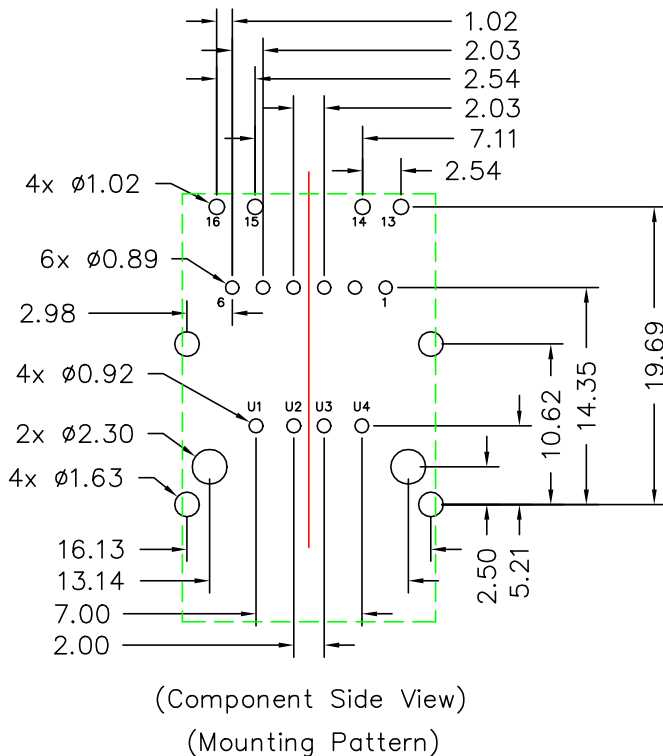
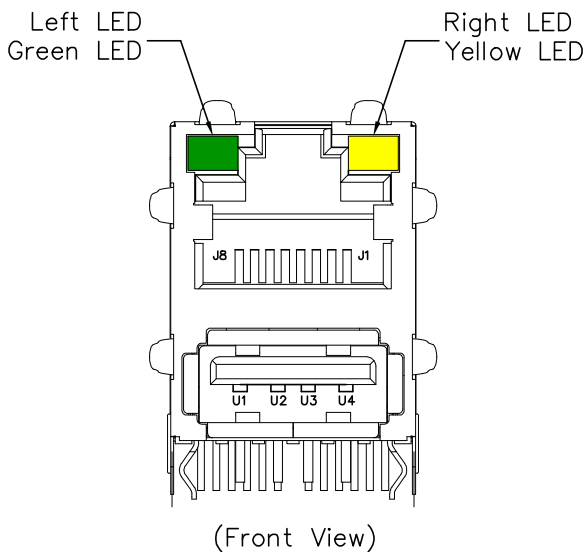
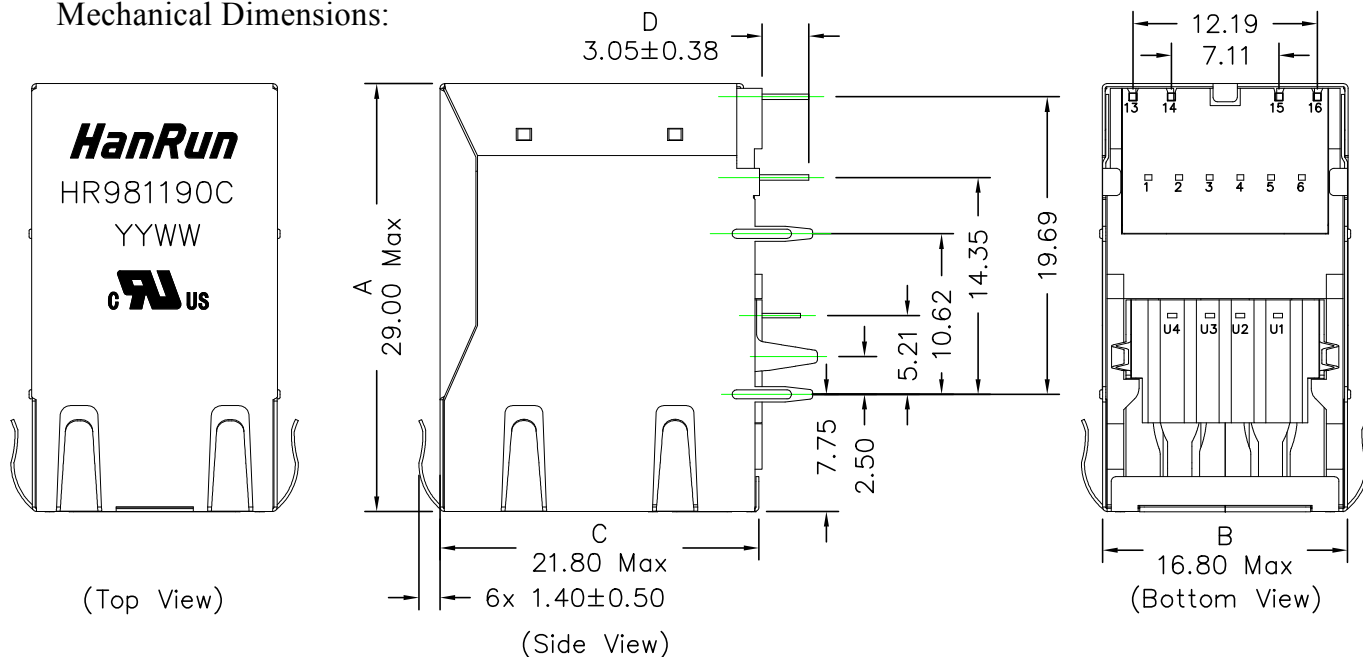
Schematics



Notes: Connect CHS GND to PCB Ground

HR981190C

Mechanical Dimensions:



Standard LED	Wavelength	Forward V (Min/Max)	Forward A	Type
Green	568nm	1.8v/2.8v	20mA	squareness
Yellow	586nm	1.8v/2.8v	20mA	squareness

Remark:
1.Remove Pin#7, Pin#8, Pin#9, Pin#10, Pin#11, Pin#12

Dimensions in mm
Unless otherwise specified, Tolerance: .xx ±0.25
REV.A/3